



SUZUKI INSTRUMENTS

Economically priced, high quality instruments feature easy plug-in wiring connections, perimeter-lighted dial, polished stainless steel bezels, contoured pointers and fog resistant glass lenses. All use standard 2" or 4" diameters for easy dash installation.

4" Speedometer

Easy to read 4" Speedometer features include lighted dial, contoured pointer and fog resistant glass lens. *Requires Tubing 99105-80009.

99105-80102	White 0-60 mph
99105-80002	Black 0-65 mph
99105-80009*	Speedometer Tubing

4" Tachometer

7,000 max R.P.M. Tachs are available with or without 4-Stroke monitor functions. Monitor functions include: Low Oil Pressure Warning, Engine Temperature Warning, Check Engine Warning and Over-Rev Limit Warning.

99105-80100	Without monitor functions, White
99105-80101	With monitor functions, White
99105-80000	Without monitor functions, Black
99105-80001	With monitor functions, Black

2" Fuel Gauge

Adding a Fuel Gauge can help you monitor fuel level. Connects easily using your boat's fuel sending unit harness.


99105-80103	White
99105-80003	Black



4" Speedometer – White, 60mph



4" Speedometer – Black, 65mph



4" Tachometer – White, with monitor functions



4" Tachometer – Black, without monitor functions



2" Fuel Gauge – White



2" Fuel Gauge – Black

2" Trim Gauge

To help maintain steering stability and good performance, proper trim angle is essential. The Trim Gauge helps you monitor the trim angle. For use with 2-wire senders.

99105-80105	White
99105-80005	Black



2" Trim Gauge – White



2" Trim Gauge – Black

2" Water Pressure Gauge (0-30psi)

Bourdon-tube type gauge measures cooling water pressure. Instructions and dash installation hardware included. Order Installation kit for appropriate model.

99105-80104	White
99105-80004	Black



2" Water Pressure Gauge – White



2" Water Pressure Gauge – Black

Water Pressure Gauge Installation Kits

Kit includes fittings and hoses needed for motor to gauge connection.

34660-93J00	DF200/225/250
34660-96J00	DF150/175
34660-90J00	DF90/115/140
34660-90J01	DF70A/80A/90A
34660-99E00	DF60/70
34660-87J00	DF40/50
34660-89J00	DF25/30

2" Hour Meter

Handy Hour Meter helps you keep track of the time between services.

99105-80107	White
99105-80007	Black



2" Hour Meter – White



2" Hour Meter – Black

2" Voltmeter

To help your Suzuki motor to run at its best, monitor the charging system functions with a voltmeter.

99105-80106	White
99105-80006	Black

2" Engine Monitor Gauge

Engine Monitor Gauge for 4-stroke engines helps alert you to low oil pressure, high engine temperature and engine over-rev.

99105-80108	White
99105-80008	Black

4" Dual Engine Synchronizer Gauge

Designed to help fine tune engine synchronization accurately when the speeds of two engines are compared to each other.

990C0-86W41	White
990C0-86B40	Black



4" Dual Engine Synchronizer Gauge – White



4" Dual Engine Synchronizer Gauge – Black



2" Voltmeter – White



2" Voltmeter – Black



2" Engine Monitor Gauge – White



2" Engine Monitor Gauge – Black



SUZUKI INSTRUMENTS

Tachometers and Speedometers feature Suzuki's innovative Serial Indicator and Monitoring System, putting a wealth of information at your fingertips.

Serial Indicators and Monitoring System

Speedometers

Speedometer functions include digital readouts for: Boat Speed, Fuel Level, Water Temperature, Fuel Consumption, and Water Depth.

34100-98J00	4" Speedometer 80 mph, Black
34100-98J11	4" Speedometer 80 mph, White
34100-98J20	4" Speedometer 50 mph, Black
34100-98J30	4" Speedometer 50 mph, White
34120-98J00*	Speedometer Sender Assy

*Used only if sender integrated on speedometer can not detect correct boat speed.

Water Pressure Gauges

Water Pressure Gauges require Sensor Kit 34970-98J00 for installation.

34650-98J00	Water Pressure Gauge, Black
34650-98J10	Water Pressure Gauge, White
34960-98J00	Water Pressure Connector
34970-98J00	Water Pressure Sensor Kit
34115-98J00	Water Pressure Connector



Speedometers – Black, 80mph



Speedometers – White, 80mph



Speedometers – Black, 50mph



Water Pressure – Black



Speedometers – White, 50mph



Water Pressure – White

Serial Indicators and Monitoring System (cont'd)

Tachometers Monitors

Tachometer Monitors and indicates these functions on the digital window of the gauge: Engine RPM, Trim Angle, Cooling Water Pressure, Fuel Consumption, Engine Temperature, Battery Voltage, Engine Hourmeter, and Shift Position. Gauge also indicates warning alarms for: Engine Over Rev, Engine Overheat, Low Oil Pressure, Low Battery Voltage, Oil Change Reminder, and Check Engine Warning.

34200-98J02	4" Tachometer, Black
34200-98J12	4" Tachometer, White

2" Gauges

2" Gauges can be mixed and matched for the application.

34300-98J00	Fuel Gauge, Black
34300-98J10	Fuel Gauge, White
34600-98J00	Voltage Meter, Black
34600-98J10	Voltage Meter, White
34800-98J00	Trim Gauge, Black
34800-98J10	Trim Gauge, White



Tachometer – Black



Tachometer – White



2" Fuel Gauge – Black



2" Fuel Gauge – White



2" Voltage Meter – Black



2" Voltage Meter – White



2" Trim Gauge – Black



2" Trim Gauge – White

Connection Hardware

4" Gauge Harness

36664-98J00 Order as needed.

2" Gauge Harness

36664-98J10 Optional, order as needed.

8 Pin Connector Cap

36666-98J00 Used if no speedometer is installed

6 Pin Connector Cap

36666-98J10 Use for all applications.

Jump Wire

36665-98J00 Use for all applications.

2 Pin Connector Cap

36667-98J00 All Second Station use.

Active Hub Unit Complete

34921-98J00 Necessary for use with all gauges.

Passive Hub Unit Complete

34921-98J10 Necessary for Second Station use.

Interface Unit Complete

34922-98J00 Necessary for use with all gauges.

Resistor Harness Assembly

36668-98J00 Necessary for Single Engine, 2nd Station use.

3' Interface Harness Assembly

36661-98J00 Used on all applications.

3' Hub Harness Assembly

36662-98J00 Necessary for Triple Engine, 2nd Station use.

21' Hub Harness Assembly


36662-98J10 Necessary for all 2nd Station use.

Active Hub Power Harness Assembly

Length determined by battery location.

36663-98J00 10' Active Hub Power Harness Assy

36663-98J10 20' Active Hub Power Harness Assy



SUZUKI INSTRUMENTS

Genuine Suzuki Instruments are custom-designed to provide the quality, reliability and value you expect from Suzuki Products. The wide selection allows you to accurately monitor a variety of essential functions. All instruments are lighted for night time boating and feature standard 2" and 4" diameters for easy installation.

4" Speedometer 0-80mph

Bourdon-tube type speedometer with readings in M.P.H. and Km/h. Includes vinyl tube, plus all installation instructions and hardware. *Pitot tube 34190-87D00 must be ordered separately for DF50 and under models.

34100-93J11	White
34100-93J00	Black



4" Speedometer – White, 0-80mph

2" Fuel Gauge

Operates on 12 volts with magnetically damped needle. Works with most fuel tank sending units.

34300-93J11	White
34300-93J00	Black



2" Fuel Gauge – White



4" Speedometer – Black, 0-80mph



2" Fuel Gauge – Black



4" Speedometer – White, 0-50mph



4" Speedometer – Black, 0-50mph

4" Speedometer 0-50mph

34100-93J31	White
34100-93J20	Black
34190-87D00*	Pitot Tube*

2" Hourmeter

12 volt electric motor driven meter indicates the number of hours your outboard motor has been operated to indicate when periodic services are necessary.


34500-93J11	White
34500-93J00	Black



2" Hourmeter – White



2" Hourmeter – Black



4" Tachometer

Full scale 7000 R.P.M. Tachometer can be used on all electric start models by using 4, 6 or 12 pole switch on rear of meter. Lead wire, mounting hardware and instructions included.

34200-93J31	White
34200-93J20	Black

4" Tachometer with Monitor Gauge

Tachometer, hour meter and warning lights are built into a single gauge. Mounting hardware and instructions included.

34200-93J11	White
34200-93J00	Black

2" Water Pressure Gauge (0-15psi)

Bourdon-tube type gauge measures cooling water pressure. Instructions and dash installation hardware included. Order Installation kit for appropriate model.

34650-93J31	White
34650-93J20	Black

Water Pressure Gauge Installation Kits

Kit includes fittings and hoses needed for motor to gauge connection.

34660-93J00	DF200/225/250
34660-96J00	DF150/175
34660-90J00	DF90/115/140
34660-90J01	DF70A/80A/90A
34660-99E00	DF60/70
34660-87J00	DF40/50
34660-89J00	DF25/30

2" Trim Meter

Magnetic type gauge shows trim angle for optimum performance and efficiency.

34800-93J11	White
34800-93J00	Black

2" Voltmeter

To help your Suzuki Outboard Motor run at its best, monitor the charging system functions with a voltmeter.

34600-93J11	White
34600-93J00	Black



4" Tachometer – White



4" Tachometer – Black



4" Tachometer with Monitor Gauge – White



4" Tachometer with Monitor Gauge – Black



2" Water Pressure Gauge – White



2" Trim Meter – White



2" Voltmeter – White



2" Water Pressure Gauge – Black



2" Trim Meter – Black



2" Voltmeter – Black